

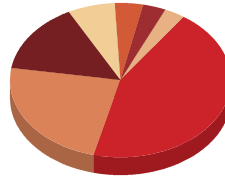
## Fund Facts

<b>Investment Horizon:</b>	Short	Long		
<b>Fund Volatility:</b>	Low	High		
<b>Style:</b>	Value	Blend	Growth	Quantitative
<b>Sector Deviation:</b>	Minimal	Moderate	Wide	
<b>Market Cap:</b>	Small	Mid	Large	
<b>Minimum Initial Investment:</b>	\$500			
<b>Subsequent Investment:</b>	\$50			
<b>Systematic Investment:</b>	\$25			
<b>Distribution Frequency:</b>	Annually			
<b>Asset Under Management (\$M):</b>	\$7.2			
<b>Price per Unit:</b>	\$8.89			
<b>Inception Date:</b>	March 20, 2009			
<b>Value of \$10,000 since inception:</b>	\$8,885			
<b>Benchmark Index:</b>	MSCI World			
<b>Management Fee:</b>	1.70%	<b>MER:</b>	1.99%	
<b>Portfolio Manager:</b>	TIS Group Inc.			
<b>Management Team:</b>	Larry E. Jeddeloh			
<b>Fund Code:</b>				
<b>Advisor Series:</b>				
Initial Sales Charge	NBC495			

## Investment Objectives

The investment objective of the Omega Global Opportunities Fund is to provide long term capital growth. Its portfolio is mainly composed of global equity and equity type securities, including common and preferred shares, depositary receipts, and exchange traded funds.

## Asset Mix



44.1%	Cash & Other Assets
23.7%	Canada
14.8%	USA
6.9%	Bermuda
4.0%	Hong Kong
3.6%	United Kingdom
3.0%	Peru

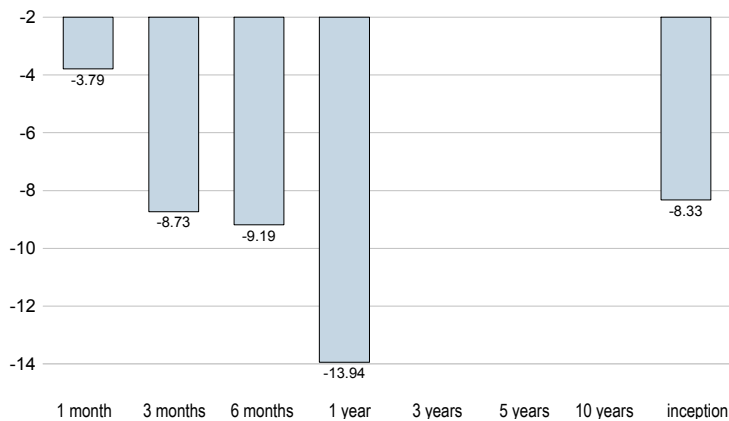
## Top Holdings (%)

	Fund
Cash & Other Assets	44.1
Golar LNG Ltd.	6.9
New Gold Inc.	4.2
iPath MSCI Index Fund, S&P 500 VIX Short-Term Futures	4.1
ProSharesUltraShort MSCI Europe	4.0
Chaoda Modern Agriculture Limited	4.0
iShares, S&P/TSX Global Gold Index Fund	3.9
Petropavlovsk Plc	3.6
BCE Inc.	3.3
Whiting Petroleum Corp.	3.2
<b>Total % of Top Holdings:</b>	<b>81.2</b>
<b>Total Number of Holdings:</b>	<b>18</b>

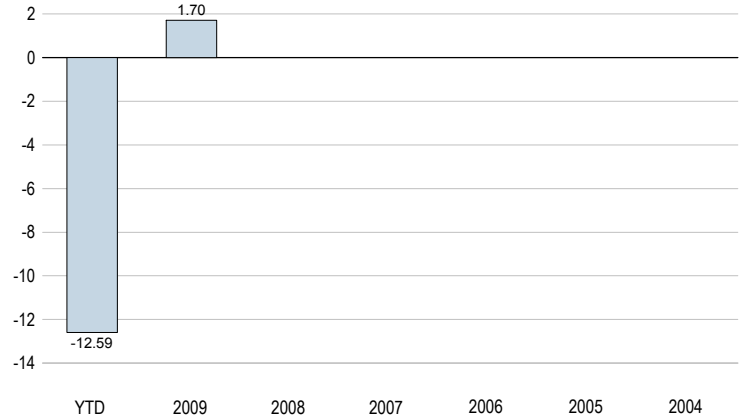
## Sector Allocation (%)

	Fund
Materials	53.6
Energy	25.5
Consumer Staples	11.7
Telecommunication Services	6.5
Industrials	2.7

## Annual Compound Returns (%)



## Annual Returns (%)



National Bank Mutual Funds (the "Funds") are offered by National Bank Securities Inc., a wholly owned subsidiary of National Bank of Canada. There may be commissions, trailing commissions, management fees and expenses associated with investment in the Funds. Please read the prospectus before investing. The indicated rates of return are the historical annual compounded total returns which include changes in the value of securities and reinvestment of all distributions and do not take into account sales, redemption, distribution or optional charges or income taxes payable by any unitholder that would have reduced returns. For money market funds, there can be no assurances that a fund will be able to maintain its net asset value at a constant amount or that the full amount of your investment in a fund will be returned to you. The Funds are not guaranteed or covered by the Canada Deposit Insurance Corporation or another government deposit insurer, their values fluctuate frequently and past performance may not be repeated.