



# Omega High Dividend

Category: Canadian Dividend & Income Equity

As at: July 31, 2010

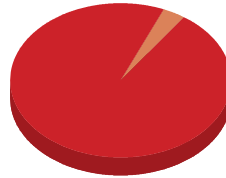
## Fund Facts

<b>Investment Horizon:</b>	Short	<input type="checkbox"/>	<input checked="" type="checkbox"/>	<input type="checkbox"/>	Long
<b>Fund Volatility:</b>	Low	<input type="checkbox"/>	<input checked="" type="checkbox"/>	<input type="checkbox"/>	High
<b>Style:</b>	<input type="checkbox"/> Value	<input type="checkbox"/> Blend	<input type="checkbox"/> Growth	<input checked="" type="checkbox"/> Quantitative	
<b>Sector Deviation:</b>	<input type="checkbox"/> Minimal	<input checked="" type="checkbox"/> Moderate	<input type="checkbox"/> Wide		
<b>Market Cap:</b>	<input type="checkbox"/> Small	<input type="checkbox"/> Mid	<input checked="" type="checkbox"/> Large		
<b>Minimum Initial Investment:</b>	\$500				
<b>Subsequent Investment:</b>	\$50				
<b>Systematic Investment:</b>	\$25				
<b>Distribution Frequency:</b>	Quarterly				
<b>Asset Under Management (\$M):</b>	\$121.4				
<b>Price per Unit:</b>	\$9.10				
<b>Inception Date:</b>	November 22, 2007				
<b>Value of \$10,000 since inception:</b>	\$10,019				
<b>Benchmark Index:</b>	S&P/TSX Composite				
<b>Management Fee:</b>	1.70%	<b>MER:</b>	1.99%		
<b>Portfolio Manager:</b>	Intact Investment Management Inc.				
<b>Management Team:</b>	David W. Tremblay				
<b>Fund Code:</b>					
<b>Advisor Series:</b>					
<b>Initial Sales Charge</b>					NBC481

## Investment Objectives

The Omega High Dividend Fund's investment objective is to maximize the long term capital growth potential and to generate a high dividend income. This fund invests directly, or through investments in securities of other mutual funds, in a portfolio mainly composed of Canadian dividend paying common shares and other income generating Canadian equities.

## Asset Mix



## Top Holdings (%)

	Fund
Bank of Montreal	5.6
Canadian Imperial Bank of Commerce	4.5
TransCanada Corp.	4.3
Crescent Point Energy Corp.	3.8
BCE Inc.	3.8
Cash & Other Assets	3.4
Canadian National Railway Co.	3.3
Telus Corp.	3.3
Enovus Energy Inc.	2.9
Bank of Nova Scotia	2.9

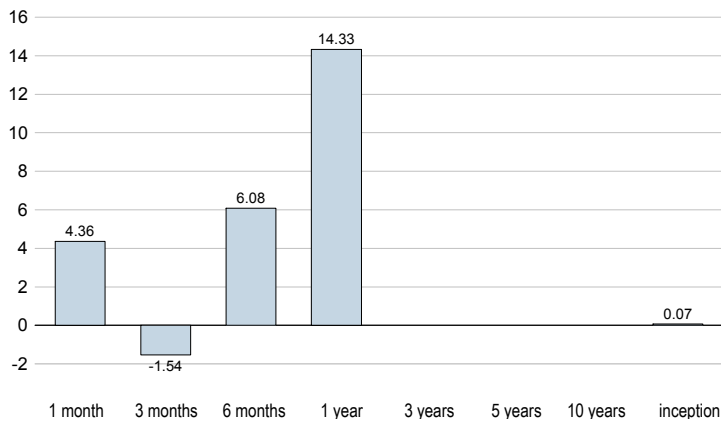
**Total % of Top Holdings:** 37.7

**Total Number of Holdings:** 70

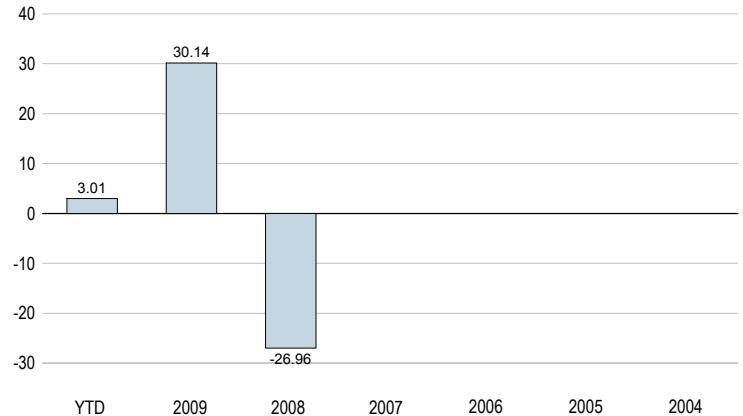
## Sector Allocation (%)

	Fund
Financials	34.9
Energy	23.2
Telecommunication Services	12.8
Industrials	8.7
Utilities	7.0
Consumer Discretionary	6.0
Consumer Staples	5.9
Materials	1.2
Health Care	0.3

## Annual Compound Returns (%)



## Annual Returns (%)



National Bank Mutual Funds (the 'Funds') are offered by National Bank Securities Inc., a wholly owned subsidiary of National Bank of Canada. There may be commissions, trailing commissions, management fees and expenses associated with investment in the Funds. Please read the prospectus before investing. The indicated rates of return are the historical annual compounded total returns which include changes in the value of securities and reinvestment of all distributions and do not take into account sales, redemption, distribution or optional charges or income taxes payable by any unitholder that would have reduced returns. For money market funds, there can be no assurances that a fund will be able to maintain its net asset value at a constant amount or that the full amount of your investment in a fund will be returned to you. The Funds are not guaranteed or covered by the Canada Deposit Insurance Corporation or another government deposit insurer, their values fluctuate frequently and past performance may not be repeated.